

BAX[®] System Q7

Real-Time PCR Assay for Genus *Listeria*

The BAX[®] System Real-Time PCR assay for Genus *Listeria* can help companies monitor their environment and products for contamination with *Listeria*, a common indicator organism for other pathogens, including *Listeria monocytogenes*. With a shortened, simplified sample preparation procedure and rapid real-time processing, this assay provides a fast and accurate molecular testing method for *Listeria* species in food and environmental samples.



QUA 18/09 - 01/19
Alternative Analytical
Methods for Agribusiness
<http://nf-validation.afnor.org/en>

Features & Benefits:

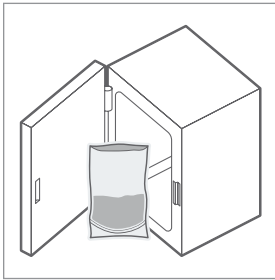
- Clear yes-or-no results in as little as 23 hours for select matrices
- Compatible with other BAX System assays for efficient processing
- Carefully designed primers target specific genetic sequences possessed only by the target organisms
- Validated to perform as well or better than standard reference methods for listed product types
- Minimal components and simplified workflows to maximize efficiency and ease-of-use
- Internal controls included in every test to validate results even in absence of target
- Flexible protocols available to meet your unique workflows
- Internally validated for quantification of *Listeria* in lettuce and laboratory swabs and cultures

Validations, Certifications and Approvals:

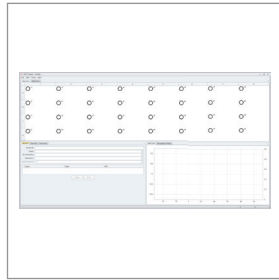
- **AOAC Research Institute**
*Performance Tested Method*SM #081401
Validated on frankfurters, cooked shrimp, smoked salmon, spinach, bagged lettuce, queso fresco cheese, stainless steel, plastic and sealed concrete.
- **NF VALIDATION – certificate granted by AFNOR Certification QUA 18/07 – 01/19**
Certified according to NF validation rules for all human food products and industrial production environmental samples.

Product No.	Description	Quantity
KIT2019	BAX [®] System Real-Time PCR Assay Genus <i>Listeria</i>	96 tests per kit

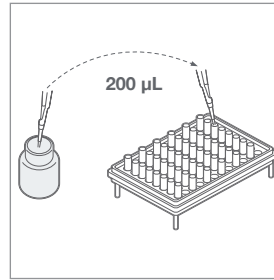
BAX System Protocol*



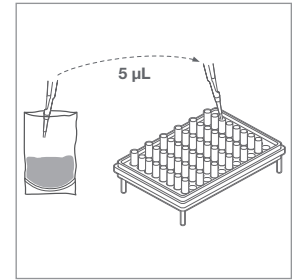
Enrich samples.



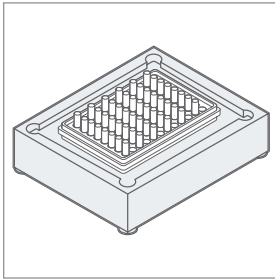
Create rack file and warm up cyclor.



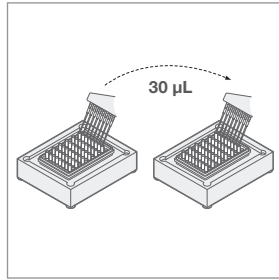
Add protease and lysing agent to lysis buffer bottle, mix then dispense 200 µL of solution into cluster tubes.



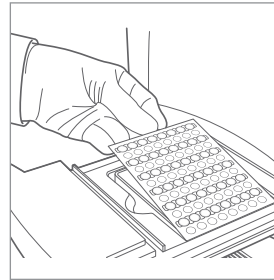
Transfer 5 µL sample enrichment to cluster tubes.



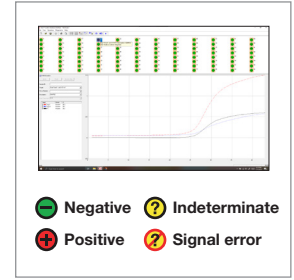
Place samples on automated thermal block for lysis and cooling.



After transferring lysates to PCR tubes in a cooling block, hold for 10-30 minutes.



Place sealed PCR tubes in cyclor and immediately click "NEXT" to run program.



Review results.

*Refer to Ready Reference Guide for detailed steps.

Related Products

24 LEB Complete Media

Available enrichment media for customers looking to take full advantage of the rapid time-to-results and ease-of-use offered by select BAX System *Listeria* assays.

BAX® System Real-Time PCR Assay *Salmonella*

Provides accurate, reliable *Salmonella* detection in raw ingredients, finished products and environmental samples using real-time PCR technology to reduce processing time to about one hour.

BAX® System Real-Time PCR Assay

L. monocytogenes

With a shortened, simplified sample preparation procedure and real-time processing, this assay provides a fast and accurate molecular testing method for *L. monocytogenes* in food and environmental samples.

foodproof® *Salmonella* Genus plus Enteritidis & Typhimurium Detection LyoKit

This kit detects and differentiates the genus *Salmonella* as well as the serovars *S. Enteritidis* and *S. Typhimurium* in one test.

Product No.	Description	Quantity
MED2005	24 LEB Complete Media	2.5 kg tub
KIT2006	BAX® System Real-Time PCR Assay <i>Salmonella</i>	96 tests per kit
KIT2005	BAX® System Real-Time PCR Assay <i>L. monocytogenes</i>	96 tests per kit
KIT230134	foodproof® <i>Salmonella</i> Genus plus Enteritidis & Typhimurium Detection LyoKit	96 tests per kit