

BAX[®] System Q7

PCR Assay for Genus *Listeria* 24E

The BAX[®] System PCR assay for Genus *Listeria* 24E can help companies monitor their environment and products for contamination with *Listeria*, a common indicator organism for other pathogens. Traditional culture methods can take four days or more to get results, and many rapid methods require a two-stage, 48-hour enrichment. With this BAX System 24E assay, however, accurate and reliable results are available the next day with a single-step, 24-hour enrichment.

Features & Benefits:

- Clear yes-or-no results in as little 29 hours for select matrices
- Carefully designed primers target specific genetic sequences possessed only by the target organisms
- Validated to perform as well or better than standard reference methods for listed product types
- Compatible with many other BAX System assays for efficient processing
- Flexible protocols available to meet your unique workflows
- Minimal components and simplified workflows to maximize efficiency and ease-of-use
- Internal controls included in every test to validate results even in absence of target

Validations, Certifications and Approvals:

- **AOAC Research Institute**
*Performance Tested Method*SM #050903
Validated on frankfurters, spinach, shrimp, queso fresco and stainless steel
- **NF VALIDATION – certificate granted by AFNOR Certification QUA 18/06 – 07/08**
Certified according to NF validation rules for food products and environmental samples (excluding primary production samples)

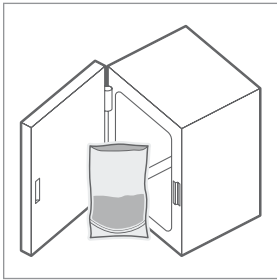


QUA 18/06 - 07/08
Alternative Analytical
Methods for Agribusiness
<http://nf-validation.afnor.org/en>

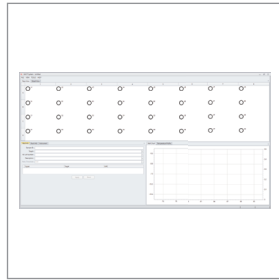


Product No.	Description	Quantity
KIT2003	BAX [®] System PCR Assay for Genus <i>Listeria</i> 24E	96 tests per kit

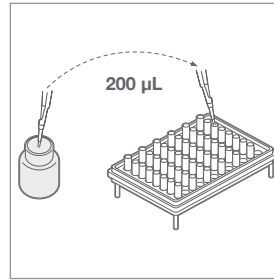
BAX System Protocol*



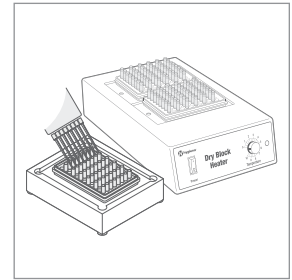
Enrich samples.



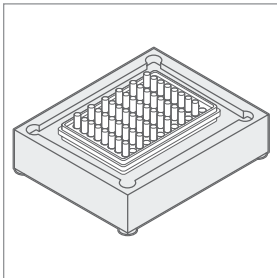
Create rack file and warm up cyclor.



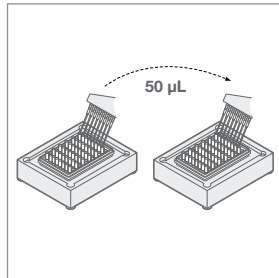
Combine lysing agents and sample and heat. Add protease to lysis buffer bottle, mix, then dispense 200 µL of solution into cluster tubes.



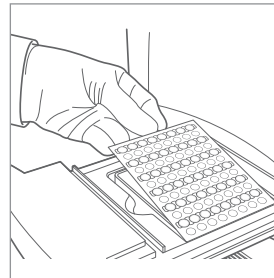
Transfer 5 µL heated sample mixture to cluster tubes with lysis mixture.



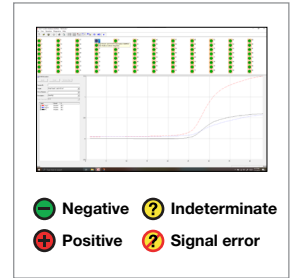
Place samples on automated thermal block for lysis and cooling.



Transfer lysates to PCR tubes in a cooling block.



Place sealed PCR tubes in cyclor and immediately click "NEXT" to run program.



Review results.

*Refer to Ready Reference Guide for detailed steps.

Related Products

BAX System PCR Assay for *Salmonella* 2

A second-generation version containing all the benefits of the original *Salmonella* assay, plus hot-start technology to minimize effects of human error.

BAX System PCR Assay for *L. monocytogenes* 24E

Obtain accurate and reliable results the next day for environmental samples and products with this assay that pinpoints the *L. mono* pathogen with a single step, 24-hour enrichment.

24 LEB Complete Media

Available enrichment media for customers looking to take full advantage of the rapid time-to-result and ease-of-use offered by select BAX System *Listeria* assays.

Product No.	Description	Quantity
KIT2011	BAX® System PCR Assay for <i>Salmonella</i> 2	96 tests per kit
KIT2002	BAX® System PCR Assay for <i>L. monocytogenes</i> 24E	96 tests per kit
MED2005	24 LEB Complete Media	2.5 kg tub