

Stick Sponge™

Environmental Sample Collection Sponges with Stick

Part No: SS100BPWP(G), SS100LETP(G), SS100NBP(G), SS100DEP(G)

Description / Intended Use:

Stick Sponge enables convenient collection of environmental samples. An easy-release stick with twist off handle is attached to a sponge in a sterile bag. The stick allows for easy access to tight areas and crevices without having to directly handle sponge. Sponge is available pre-moistened with 10 mL of various diluents. After sample collection, twist off the handle to release sponge into bag. Tie-off bag is then sealed and sample is ready for delivery to laboratory.

Required Materials (Not Provided):

- Sterile gloves (if applicable)
- Sterile media e.g.,
 - Buffered Peptone Water
 - Lethen Broth
 - Neutralizing Buffer
 - D/E Neutralizing Broth

Directions:

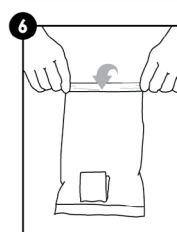
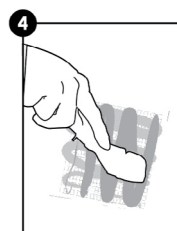



1. Sample bag may be labeled with a permanent marker for identification. If gloves are included, aseptically put on gloves.
2. Remove tear-off strip.
3. Keeping hands outside the bag, carefully guide the handle to the top of the bag. Carefully take Stick Sponge by handle to remove from bag.
4. Swab a 12 x 12 in (30 x 30 cm) area of interest.
 - a. Apply sufficient pressure to create flex in stick handle.
 - b. Swipe entire area of interest horizontally.
 - c. Turn Stick Sponge over and swipe same area vertically.
 - d. Finally, use sides of sponge to swipe area diagonally in each direction.
5. Return Stick Sponge to the bag. Do not insert past the thumb stop. Hold sponge from the outside of the bag and twist off the handle by turning counter-clockwise.
6. Roll top of bag over three times and fold in tabs to seal. Sample is ready for delivery to laboratory.

Storage & Shelf Life:

- Store at room or refrigerated temperatures (2 - 25 °C).
- Do not freeze.
- Check expiration date on packaging.

Disposal:

Used devices confirming positive results should be treated as a biohazard and incinerated, autoclaved or soaked in 20% bleach solution for a minimum of 1 hour before disposal.



Safety & Precautions:

Components of Sponge devices do not pose any health risk when used correctly. Used devices confirming positive results may be a biohazard and should be disposed of safely in compliance with Good Laboratory Practice and Health and Safety Regulations. Do not use devices after expiration date.

- Sponges are designed for a single use. Do not reuse.
- Do not use devices after expiration date.
- Sampling should be done aseptically to avoid cross contamination.
- For further safety instruction, refer to Safety Data Sheet (SDS).

Hygiena® Liability:

Hygiena will not be liable to user or others for any loss or damage whether direct or indirect, incidental or consequential from use of this device. If this product is proven to be defective, Hygiena's sole obligation will be to replace product or at its discretion, refund the purchase price. Promptly notify Hygiena within 5 days of discovery of any suspected defect and return product to Hygiena. Please contact Customer Service for a Returned Goods authorization number.

Contact Information:

If more information is required, please visit us at www.hygiena.com or contact us at:

Hygiena - Americas

Phone: 805.388.8007
Email: info@hygiena.com

Hygiena - International

Phone: +44 (0) 1923 818821
Email: enquires@hygiena.com