

Sponge'n Bag™



Environmental Sample Collection Sponges

Product No: HSB100BPWP(G), HSB100LETP(G), HSB100NBP(G), HSB100DEP(G)

Description / Intended Use:

Sponge'n Bag enables convenient collection of environmental samples. Sponge is available pre-moistened with 10 mL of various diluents in a sterile bag. After sample collection, sponge is replaced in the bag. Tie-off bag is then sealed and sample is ready for delivery to the laboratory.

Required Materials (Not Provided):

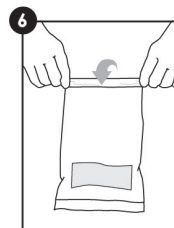
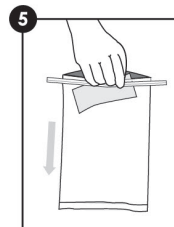

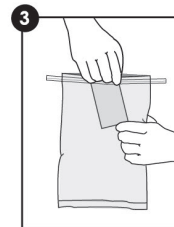


- Sterile gloves (if applicable)
- Sterile media e.g.,
 - Buffered Peptone Water
 - Lethen Broth
 - Neutralizing Buffer
 - D/E Neutralizing Broth

Directions:

1. Sample bag may be labeled with a permanent marker for identification. If gloves are included, aseptically put on gloves.
2. Hold bottom of bag and shake bag upside down to move sponge to top of bag.
 - a. Turn bag upright, squeezing outside of bag to hold sponge at top. Remove tear-off strip.
3. Wearing gloves, carefully remove sponge from bag.
4. Swab a 12 x 12 in (30 x 30 cm) area of interest.
 - a. Apply even pressure to maximize sample collection.
 - b. Swipe entire area of interest horizontally.
 - c. Turn sponge over and swipe same area vertically.
 - d. Finally, swipe area diagonally in each direction.
5. Use pull tabs to pull open bag. Insert sponge.
6. Roll top of bag over three times and fold in tabs to seal. Sample is ready for delivery to laboratory.

Storage & Shelf Life:

- HSB100BPWP(G), HSB100LETP(G), and HSB100NBP(G): Store at room or refrigerated temperatures (2 to 25 °C).
- HSB100DEP(G): Store at refrigerated temperatures (2 to 8 °C).
- Do not freeze.
- Check expiration date on packaging.



Disposal:

Used devices confirming positive results should be treated as a biohazard and incinerated, autoclaved or soaked in 20% bleach solution for a minimum of 1 hour before disposal.

Safety & Precautions:

Components of Sponge devices do not pose any health risk when used correctly. Used devices confirming positive results may be a biohazard and should be disposed of safely in compliance with Good Laboratory Practice and Health and Safety Regulations. Do not use devices after expiration date.

- Sponges are designed for a single use. Do not reuse.
- Do not use devices after expiration date.
- Sampling should be done aseptically to avoid cross contamination.
- For further safety instruction, refer to Safety Data Sheet (SDS).

Hygiena® Liability:

Hygiena will not be liable to user or others for any loss or damage whether direct or indirect, incidental or consequential from use of this device. If this product is proven to be defective, Hygiena's sole obligation will be to replace product or at its discretion, refund the purchase price. Promptly notify Hygiena within 5 days of discovery of any suspected defect and return product to Hygiena. Please contact Customer Service for a Returned Goods authorization number.

Contact Information:

For more information, visit www.hygiena.com/contact. For technical support, visit www.hygiena.com/support.