

# BAX® System X5

## PCR Assay for *L. monocytogenes*

The BAX® System X5 offers the same fast, accurate, easy-to-use pathogen detection solution that customers have come to expect from the BAX® System method, but in a smaller, lightweight footprint. This PCR assay detects *Listeria monocytogenes* from a wide variety of enriched samples (meats, seafood products, dairy products, fruits and vegetables) using automated sample preparation in the Hygiena® Thermal Block and automated amplification and detection in the BAX® System X5 instrument.

### Features & Benefits:

- Clear yes-or-no results in as little as 30 hours for select food and environmental samples
- Carefully designed primers target specific genetic sequences possessed only by the target organisms
- Validated to perform as well or better than standard reference methods
- Minimal components and simplified workflows to maximize efficiency and ease-of-use
- Compatible with many other BAX® System X5 assays for efficient processing
- Included internal controls to validate results even in absence of target
- Flexible protocols available to meet your unique workflows

### Validations, Certifications and Adoptions:

- **AOAC Research Institute**  
*Performance Tested Method*<sup>SM</sup> #070202  
Validated on chocolate ice cream, milk (2%), vanilla yogurt, apple juice, cabbage slaw, fish sticks, frankfurters, langostinos, orange juice, peas, pepperoni, spinach, strawberries, surimi, deli turkey, ground pork, queso fresco, and plastic (4x4 in).
- **NF VALIDATION – certificate granted by AFNOR Certification** QUA 18/05-07/08  
Validated according to AFNOR validation rules for meat, seafood, dairy, vegetables and environmental samples.
- **Health Canada MFLP-28**  
The BAX® System Method for the detection of *Listeria monocytogenes* in foods and environmental surface samples.



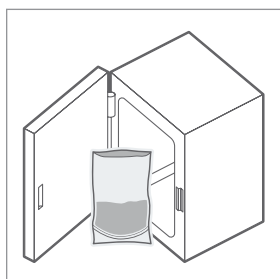
QUA 18/05 - 07/08  
Alternative Analytical  
Methods for Agribusiness  
<http://nf-validation.afnor.org/en>



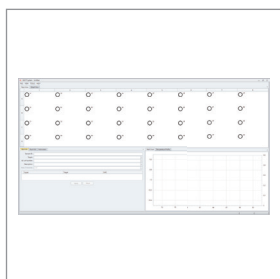
Health Canada MFLP-28

Code	Description	Quantity
KIT2023	BAX® System X5 PCR Assay for <i>L. monocytogenes</i>	64 per kit

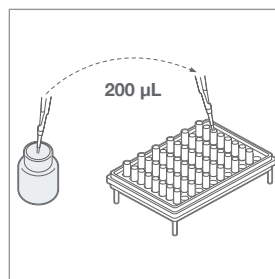
## BAX System Protocol



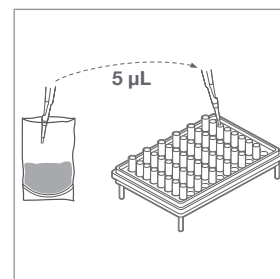
Enrich samples.



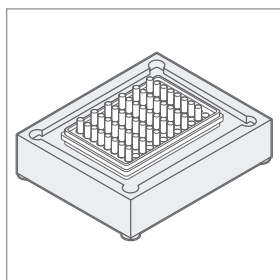
Create rack file and warm up cyclor.



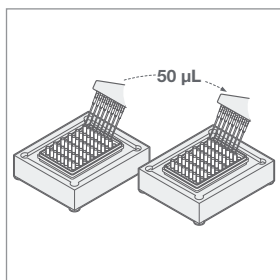
Mix protease with lysis buffer and lysing agent 2 and dispense 200 µL of solution into cluster tubes.



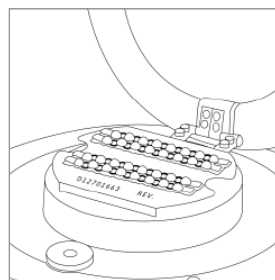
Transfer 5 µL sample enrichment to cluster tubes.



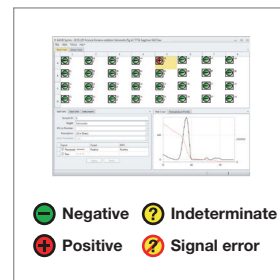
Place samples on automated thermal block for lysis and cooling.



Transfer 50 µL of lysed sample to PCR tubes in cooling block.



Place sealed PCR tubes in cyclor and immediately click "NEXT" to run program.



Review results.

## Related Products

### BAX® System X5 PCR Assay for *Salmonella*

Detects *Salmonella* species from standard enrichments of a variety of food and environmental samples with the same accurate and reliable DNA-based pathogen detection as the BAX® System Q7 with a smaller footprint.

### BAX® System X5 PCR Assay for *E. coli* O157:H7

Detects *E. coli* O157:H7 from a wide variety of enriched samples (meats, vegetables, fruits and raw milk) with the same accurate and reliable DNA-based pathogen detection as the BAX® System Q7 with a smaller footprint.

### BAX® System X5 PCR Assay for Genus *Listeria*

Detects *Listeria* species from a wide variety of enriched samples (ready-to-eat meats, vegetables, cheese and environmental surfaces) with the same accurate and reliable DNA-based pathogen detection as the BAX® System Q7 with a smaller footprint.

Code	Description	Quantity
KIT2025	BAX® System X5 PCR Assay for <i>Salmonella</i>	64 per kit
KIT2022	BAX® System X5 PCR Assay for <i>E. coli</i> O157:H7	64 per kit
KIT2024	BAX® System X5 PCR Assay for Genus <i>Listeria</i>	64 per kit