

BAX® System X5

PCR Assay for *E. coli* O157:H7

The BAX® System X5 offers the same fast, accurate, easy-to-use pathogen detection solution that customers have come to expect from the BAX® System method, but in a smaller, lightweight construction. This PCR assay detects *E. coli* O157:H7 from a wide variety of enriched samples (meats, vegetables, fruits and raw milk), using automated sample preparation in the Hygiena® Thermal Block and automated amplification and detection in the BAX® System X5 instrument.

Features & Benefits:

- Clear yes-or-no results in as little as 12 hours for select food samples
- Compatible with other BAX® System X5 assays for efficient processing
- Carefully designed primers target specific genetic sequences possessed only by the target organisms
- Minimal components and simplified workflows to maximize efficiency and ease-of-use
- Internal controls included to validate results even in absence of target
- Flexible protocols available to meet your unique workflows

Validations, Certifications and Approvals:

Validated to perform equivalently to standard reference methods for listed product types.

- **AOAC Research Institute**
*Performance Tested Method*SM #050501
Validated on raw ground beef, beef trim, spinach and lettuce.
- **Health Canada MFLP-30**
Detection of *Escherichia coli* O157:H7 in select foods using the BAX® System *E. coli* O157:H7 MP.
- **NF VALIDATION – certificate granted by AFNOR Certification** QUA-18/04 - 03/08
(Validation study performed in accordance with EN ISO 16140-2) Certified according to AFNOR validation rules for raw beef meats, raw milk, fruits and vegetables, ready-to-eat and ready-to-reheat dishes, raw pork, ovine and chicken meats.



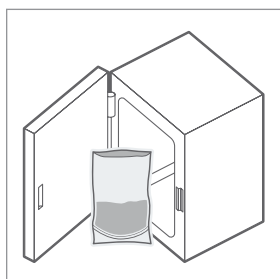
QUA 18/04 - 03/08
Alternative Analytical
Methods for Agribusiness
<http://nf-validation.afnor.org/en>



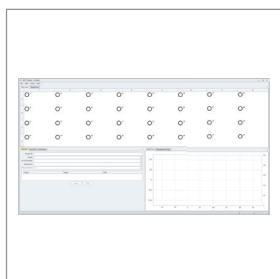
Health Canada MFLP-30

Code	Description	Quantity
KIT2022	BAX® System X5 PCR Assay for <i>E. coli</i> O157:H7	64 per kit

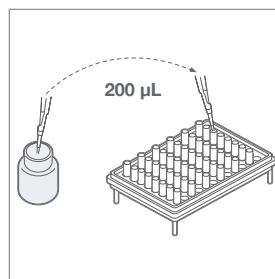
BAX System Protocol



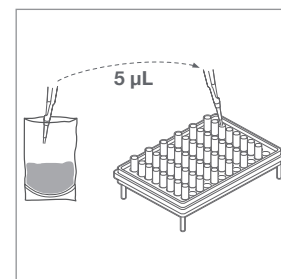
Enrich samples.



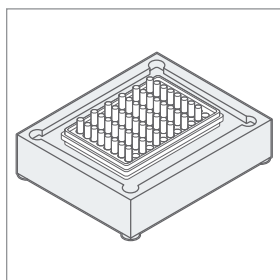
Create rack file and warm up cycler.



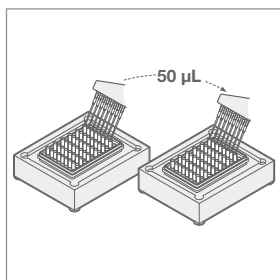
Mix protease with lysis buffer and dispense 200 µL of solution into cluster tubes.



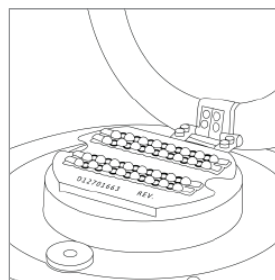
Transfer 5 µL sample enrichment to cluster tubes.




Place samples on automated thermal block for lysis and cooling.



Transfer 50 µL of lysed sample to PCR tubes in cooling block.



Place sealed PCR tubes in cycler and immediately click "NEXT" to run program.



Review results.

Related Products

BAX® System MP Media

Available enrichment media for customers looking to take full advantage of the rapid time-to-result and ease-of-use offered by select BAX® System *E. coli* and *Salmonella* assays.

StatMedia™ Soluble Packets

Gamma-irradiated BAX® System MP Media in convenient, water-soluble packets for reduced mess and preparation. Simply drop in pre-warmed sterile water and mix with sample.

BAX® System X5 PCR Assay for *Salmonella*

Detects *Salmonella* species from standard enrichments of a variety of food and environmental samples with the same accurate and reliable DNA-based pathogen detection as the BAX® System Q7 with a smaller footprint.

BAX® System X5 PCR Assay for *L. monocytogenes*

Detects *Listeria monocytogenes* from a wide variety of enriched samples (meats, seafood products, dairy products, fruits and vegetables) with the same accurate and reliable DNA-based pathogen detection as the BAX® System Q7 with a smaller footprint.

Code	Description	Quantity
MED2003	BAX® System MP Media	2.5 kg tub
MED2016	StatMedia™ Soluble Packets	20x5x33.75g
KIT2025	BAX® System X5 PCR Assay for <i>Salmonella</i>	64 per kit
KIT2023	BAX® System X5 PCR Assay for <i>L. monocytogenes</i>	64 per kit